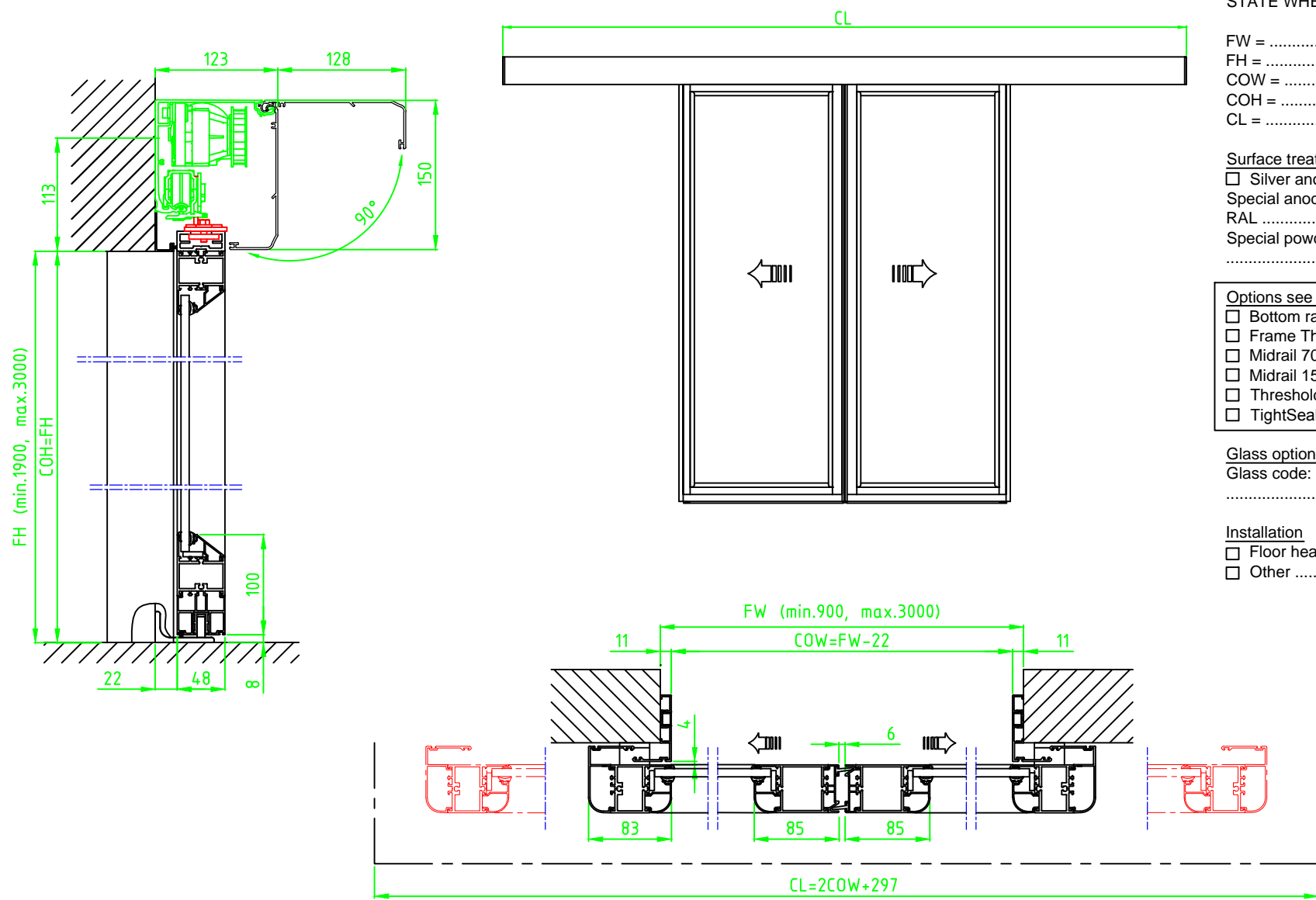


© All rights in and to this material are the sole property of ASSA ABLOY Entrance Systems AB. of the applicable company within ASSA ABLOY Entrance Systems AB. Rights reserved for changes without prior notice. Copying, scanning, alterations or modifications are expressly forbidden without the prior written consent.



STATE WHEN ORDERING

FW = ..... mm  
FH = ..... mm  
COW = ..... mm  
COH = ..... mm  
CL = ..... mm

Surface treatment

☐ Silver anodized  
Special anodized .....  
RAL .....  
Special powder coating .....  
.....

Options see layers:

☐ Bottom rail 178  
☐ Frame Thermo  
☐ Midrail 70, MH = ..... mm  
☐ Midrail 150, MH = ..... mm  
☐ Threshold floor guide, L = 2FW + 116  
☐ TightSeal (floor level difference max. ± 3 mm)

Glass option see drw. 1009026

Glass code:  
.....

Installation

☐ Floor heating  
☐ Other .....

Customer:
Door id:
Project No:

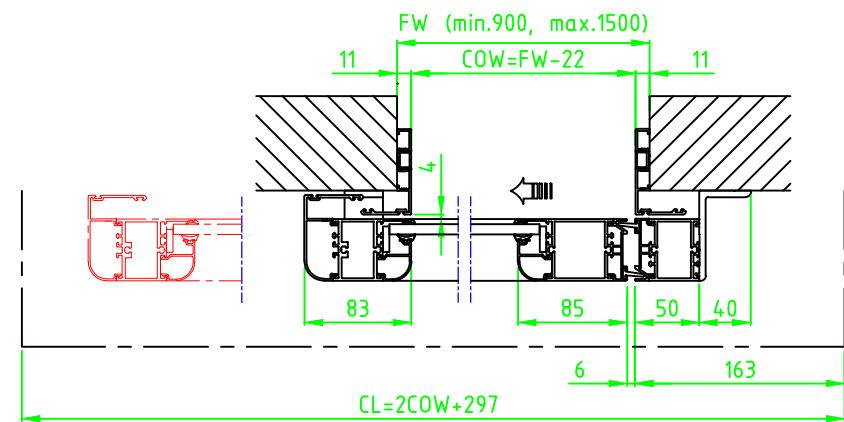
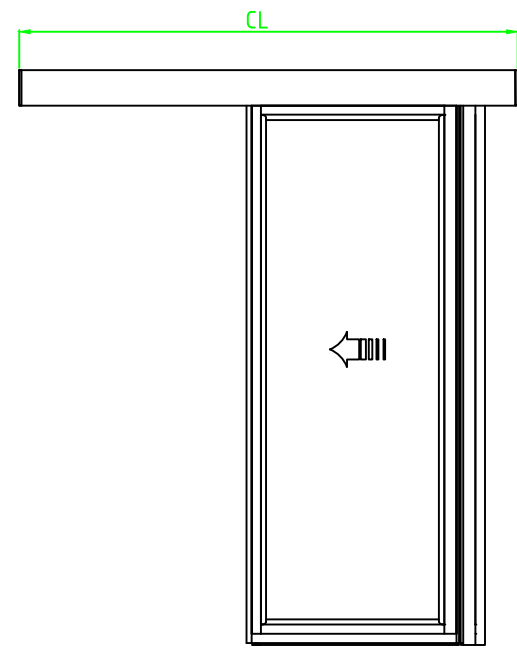
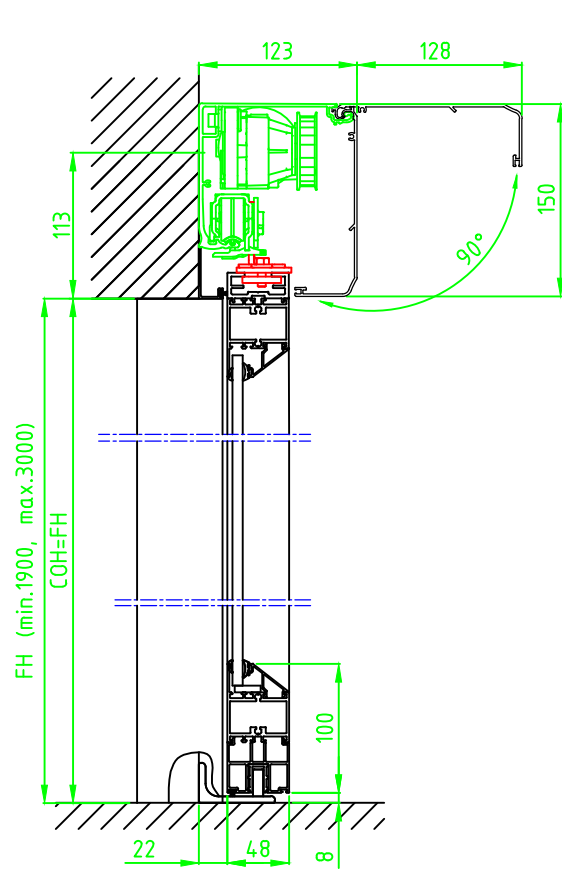
Ref:
Date:
Sign:

Automatic door system  
Besam ADS Frame 2 Panel wall mounted bipart  
Art. No. 1009380  
Besam SL500

**ASSA ABLOY**

3.0 1009380-EI

© All rights in and to this material are the sole property of ASSA ABLOY Entrance Systems AB. of the applicable company within ASSA ABLOY Entrance Systems AB. Rights reserved for changes without prior notice. Copying, scanning, alterations or modifications are expressly forbidden without the prior written consent.



STATE WHEN ORDERING

FW = ..... mm  
FH = ..... mm  
COW = ..... mm  
COH = ..... mm  
CL = ..... mm

Surface treatment

☐ Silver anodized  
Special anodized .....  
RAL .....  
Special powder coating .....  
.....

Options see layers:

☐ Bottom rail 178  
☐ Frame Thermo  
☐ Midrail 70, MH = ..... mm  
☐ Midrail 150, MH = ..... mm  
☐ Threshold floor guide, L = 2FW + 44  
☐ TightSeal (floor level difference max. ± 3 mm)

Glass option see drw. 1009026

Glass code: .....  
.....

Installation

☐ Floor heating  
☐ Other .....  
.....

Customer:
Door id:
Project No:

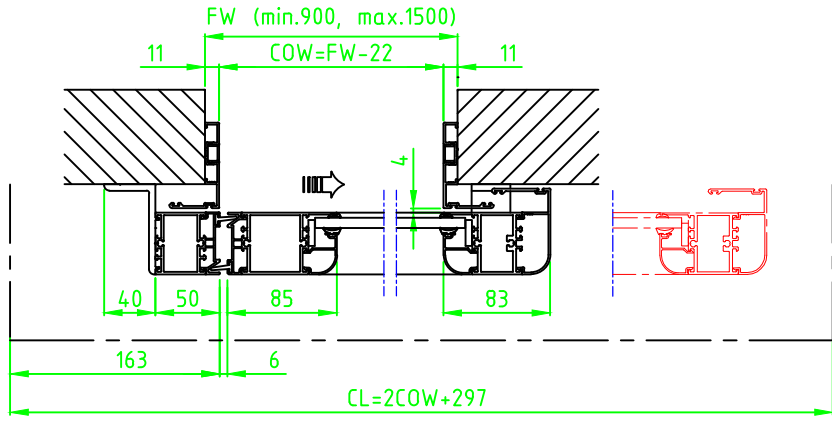
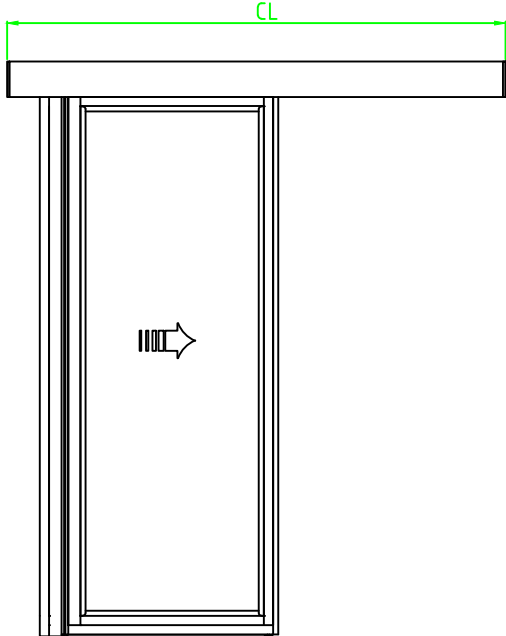
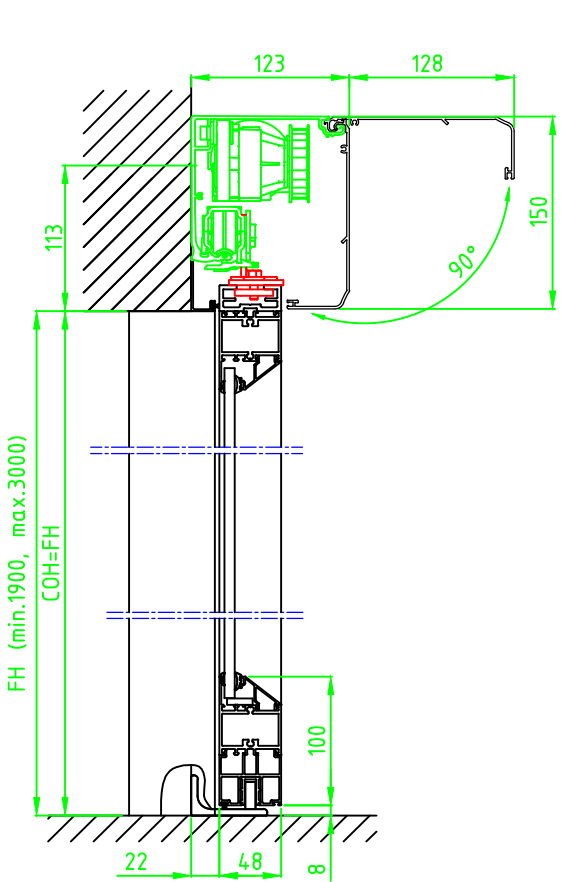
Ref:
Date:
Sign:

Automatic door system  
Besam ADS Frame 1 Panel wall mounted opening left  
Art. No. 1009380  
Besam SL500

**ASSA ABLOY**

3.0 1009380-EI

© All rights in and to this material are the sole property of ASSA ABLOY Entrance Systems AB. of the applicable company within ASSA ABLOY Entrance Systems AB. Rights reserved for changes without prior notice. Copying, scanning, alterations or modifications are expressly forbidden without the prior written consent.



STATE WHEN ORDERING

FW = ..... mm  
FH = ..... mm  
COW = ..... mm  
COH = ..... mm  
CL = ..... mm

Surface treatment

☐ Silver anodized  
Special anodized .....  
RAL .....  
Special powder coating .....  
.....

Options see layers:

- ☐ Bottom rail 178
- ☐ Frame Thermo
- ☐ Midrail 70, MH = ..... mm
- ☐ Midrail 150, MH = ..... mm
- ☐ Threshold floor guide, L = 2FW + 44
- ☐ TightSeal (floor level difference max. ± 3 mm)

Glass option see drw. 1009026

Glass code:  
.....

Installation

☐ Floor heating  
☐ Other .....

Customer: \_\_\_\_\_

Door id: \_\_\_\_\_

Project No: \_\_\_\_\_

Ref: \_\_\_\_\_

Date: \_\_\_\_\_

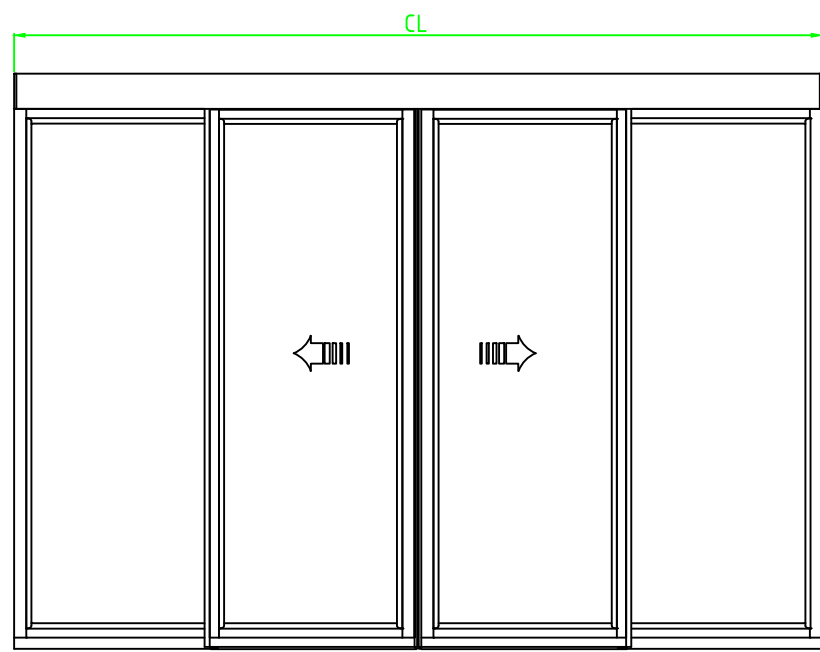
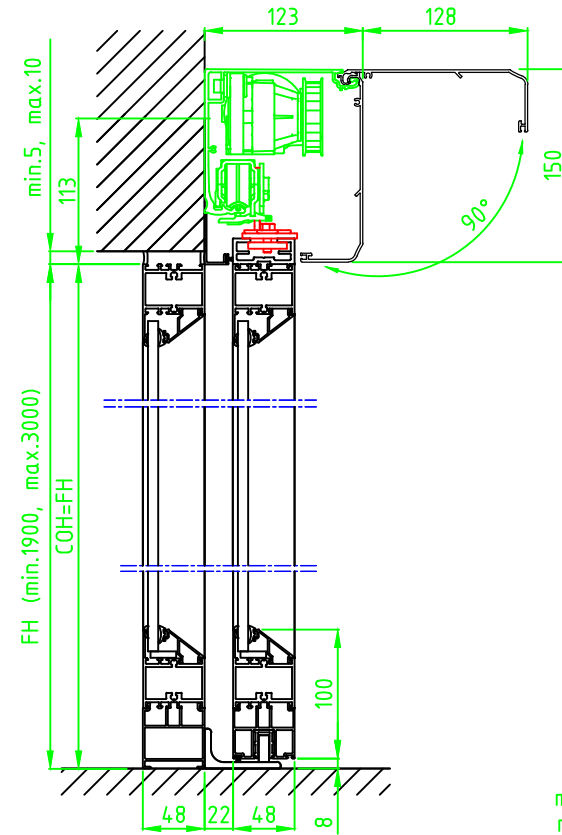
Sign: \_\_\_\_\_

Automatic door system  
Besam ADS Frame 1 Panel wall mounted opening right  
Art. No. 1009380  
Besam SL500

**ASSA ABLOY**

3.0 1009380-EI

© All rights in and to this material are the sole property of ASSA ABLOY Entrance Systems AB. of the applicable company within ASSA ABLOY Entrance Systems AB. Rights reserved for changes without prior notice.  
Copying, scanning, alterations or modifications are expressly forbidden without the prior written consent.



STATE WHEN ORDERING

- FW = ..... mm  
FH = ..... mm  
X = ..... mm  
COW = ..... mm  
COH = ..... mm  
CL = ..... mm  
Surface treatment  
☐ Silver anodized  
Special anodized .....  
RAL .....  
Special powder coating .....  
.....

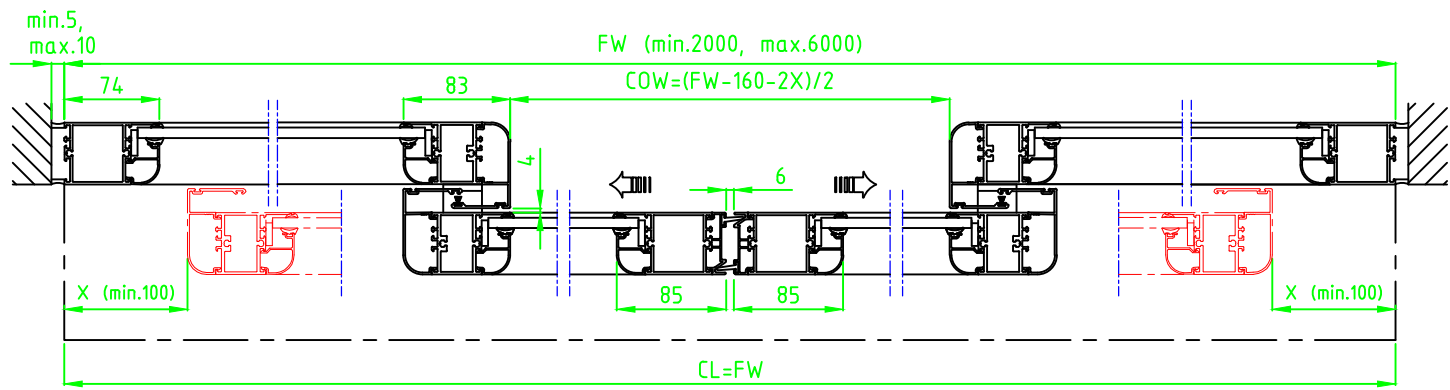
- Options see layers:  
☐ Bottom rail 178  
☐ Frame Thermo  
☐ Midrail 70, MH = ..... mm  
☐ Midrail 150, MH = ..... mm  
☐ Threshold floor guide, L = FW  
☐ TightSeal (floor level difference max. ± 3 mm)

Glass option see drw. 1009026

Glass code:  
.....

Installation

- ☐ Floor heating  
☐ Other .....

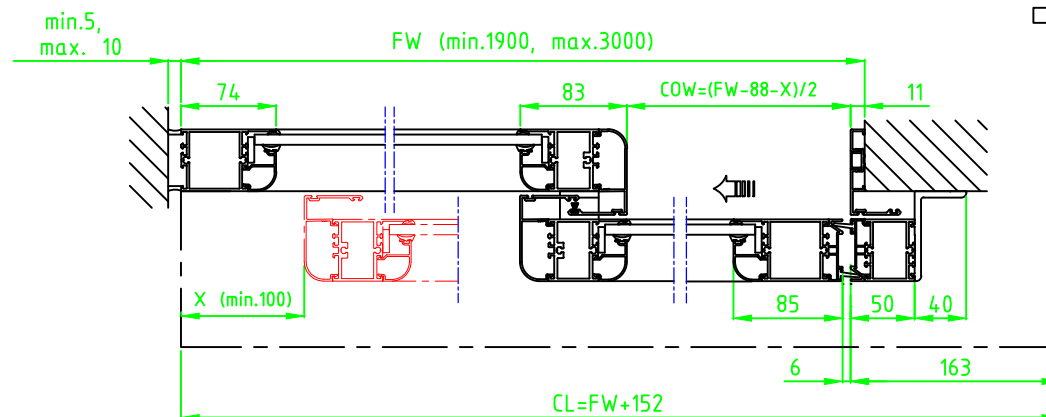
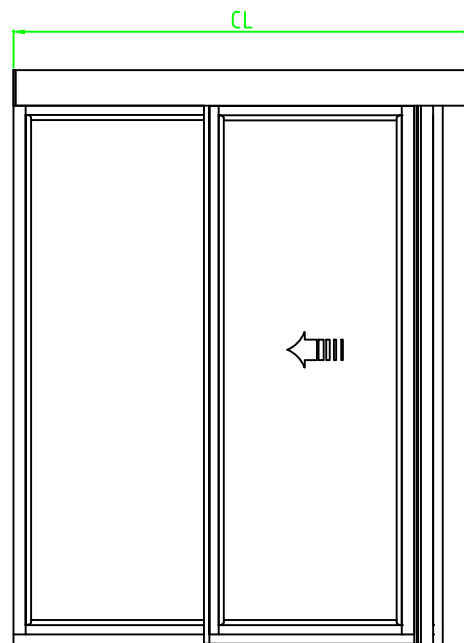
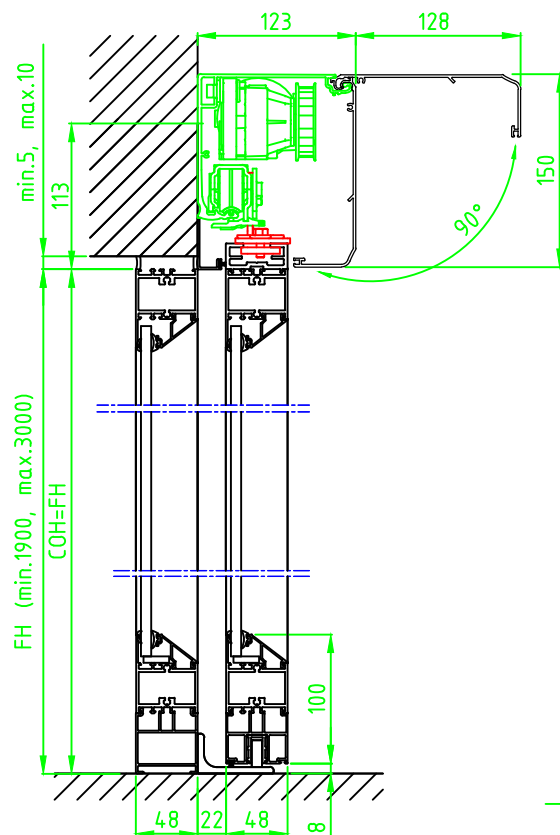


Customer: \_\_\_\_\_  
Door id: \_\_\_\_\_  
Project No: \_\_\_\_\_

Ref: \_\_\_\_\_  
Date: \_\_\_\_\_  
Sign: \_\_\_\_\_

Automatic door system  
Besam ADS Frame 4 Panel wall mounted  
Art. No. 1009380  
Besam SL500

**ASSA ABLOY**  
3.0 1009380-EI



#### STATE WHEN ORDERING

FW = ..... mm  
FH = ..... mm  
X = ..... mm  
COW = ..... mm  
COH = ..... mm  
CL = ..... mm

#### Surface treatment

☐ Silver anodized  
☐ Special anodized .....  
RAL .....  
☐ Special powder coating .....  
.....

#### Options see layers:

☐ Bottom rail 178  
☐ Frame Thermo  
☐ Midrail 70, MH = ..... mm  
☐ Midrail 150, MH = ..... mm  
☐ Threshold floor guide, L = FW  
☐ TightSeal (floor level difference max.  $\pm 3$  mm)

#### Glass option see drw. 1009026

Glass code: .....  
.....

#### Installation

☐ Floor heating  
☐ Other .....  
.....

Customer:

Ref:

Door id:

Date:

Project No:

Sign:

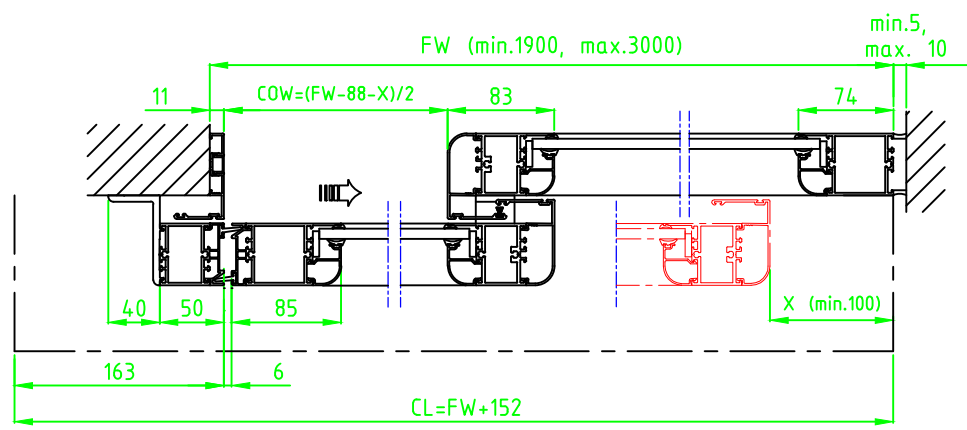
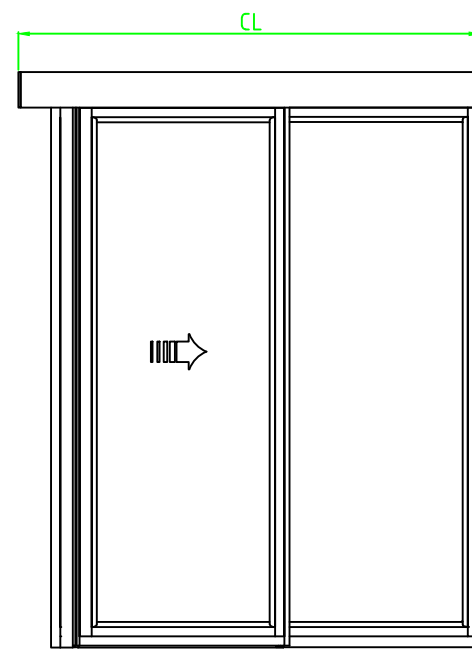
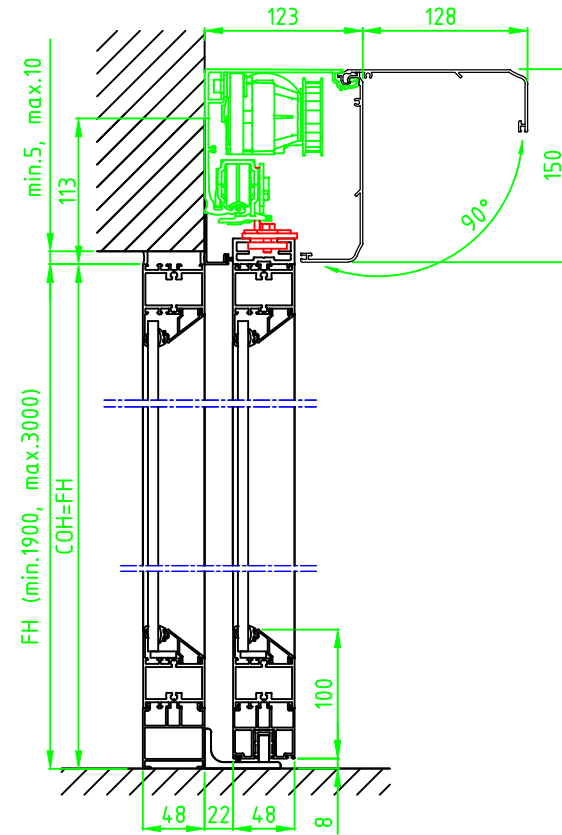
Automatic door system  
Besam ADS Frame 2 Panel wall mounted opening left  
Art. No. 1009380  
Besam SL500

**ASSA ABLOY**

3.0

1009380-EI

© All rights in and to this material are the sole property of ASSA ABLOY Entrance Systems AB. of the applicable company within ASSA ABLOY Entrance Systems AB. Rights reserved for changes without prior notice.  
Copying, scanning, alterations or modifications are expressly forbidden without the prior written consent.



STATE WHEN ORDERING

FW = ..... mm  
FH = ..... mm  
X = ..... mm  
COW = ..... mm  
COH = ..... mm  
CL = ..... mm

Surface treatment

☐ Silver anodized  
Special anodized .....  
RAL .....  
Special powder coating .....  
.....

Options see layers:

☐ Bottom rail 178  
☐ Frame Thermo  
☐ Midrail 70, MH = ..... mm  
☐ Midrail 150, MH = ..... mm  
☐ Threshold floor guide, L = FW  
☐ TightSeal (floor level difference max. ± 3 mm)

Glass option see drw. 1009026

Glass code:  
.....

Installation

☐ Floor heating  
☐ Other .....

Customer: \_\_\_\_\_  
Door id: \_\_\_\_\_  
Project No: \_\_\_\_\_

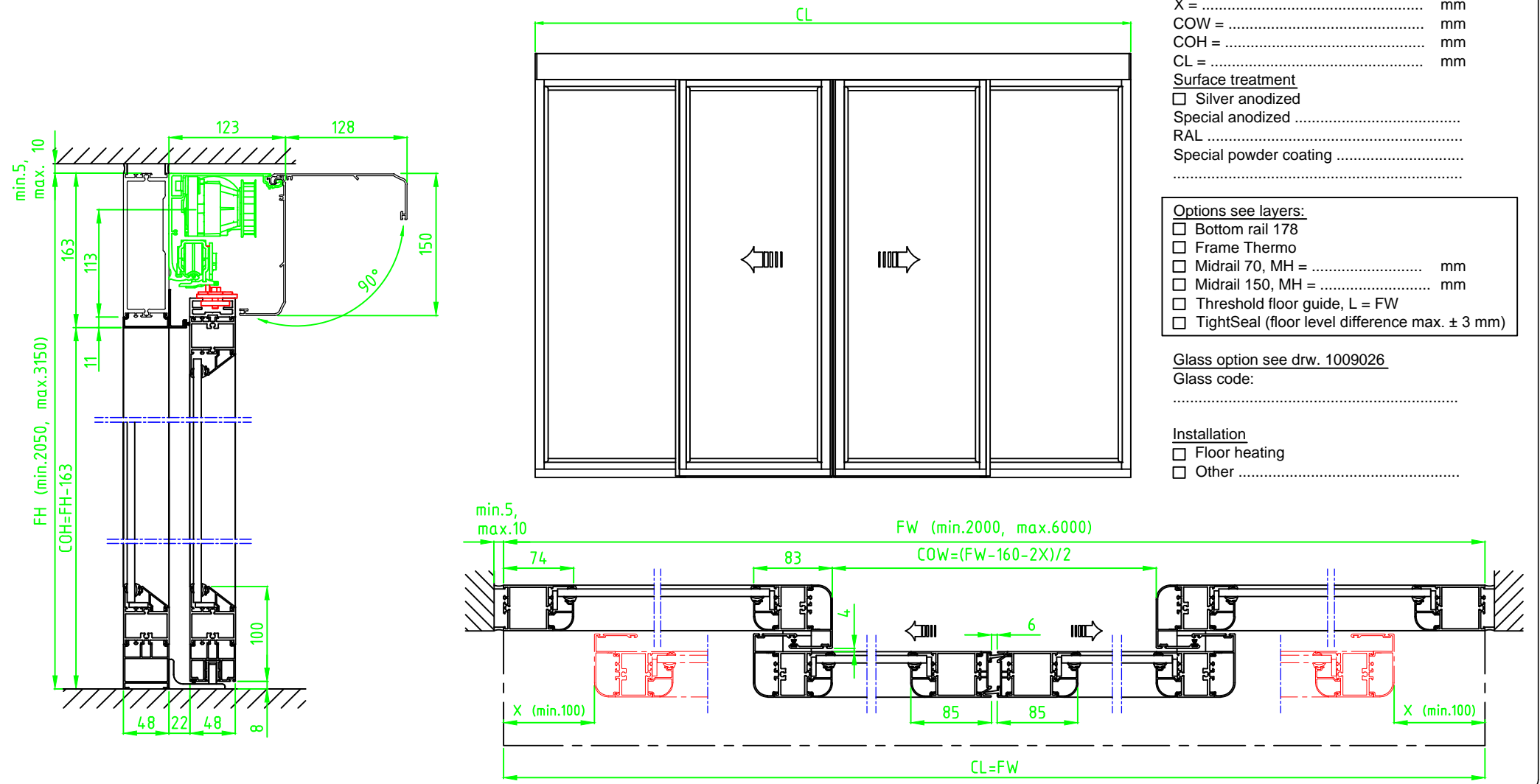
Ref: \_\_\_\_\_  
Date: \_\_\_\_\_  
Sign: \_\_\_\_\_

Automatic door system  
Besam ADS Frame 2 Panel wall mounted opening right  
Art. No. 1009380  
Besam SL500

**ASSA ABLOY**

3.0 1009380-EI

© All rights in and to this material are the sole property of ASSA ABLOY Entrance Systems AB. of the applicable company within ASSA ABLOY Entrance Systems AB. Rights reserved for changes without prior notice. Copying, scanning, alterations or modifications are expressly forbidden without the prior written consent.



STATE WHEN ORDERING

FW = ..... mm  
FH = ..... mm  
X = ..... mm  
COW = ..... mm  
COH = ..... mm  
CL = ..... mm

Surface treatment

☐ Silver anodized  
Special anodized .....  
RAL .....  
Special powder coating .....  
.....

Options see layers:

☐ Bottom rail 178  
☐ Frame Thermo  
☐ Midrail 70, MH = ..... mm  
☐ Midrail 150, MH = ..... mm  
☐ Threshold floor guide, L = FW  
☐ TightSeal (floor level difference max. ± 3 mm)

Glass option see drw. 1009026

Glass code:  
.....

Installation

☐ Floor heating  
☐ Other .....

Customer: \_\_\_\_\_

Door id: \_\_\_\_\_

Project No: \_\_\_\_\_

Ref: \_\_\_\_\_

Date: \_\_\_\_\_

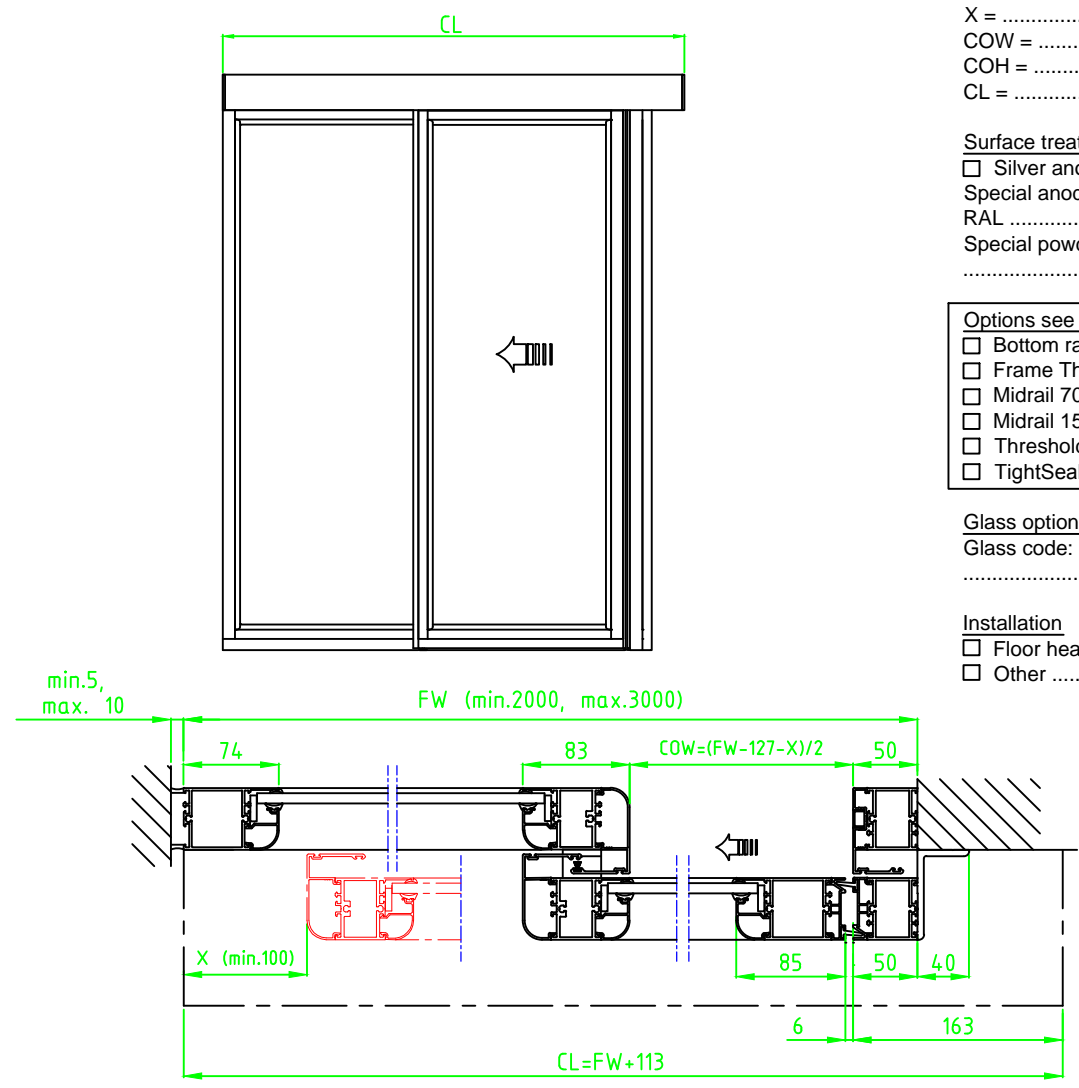
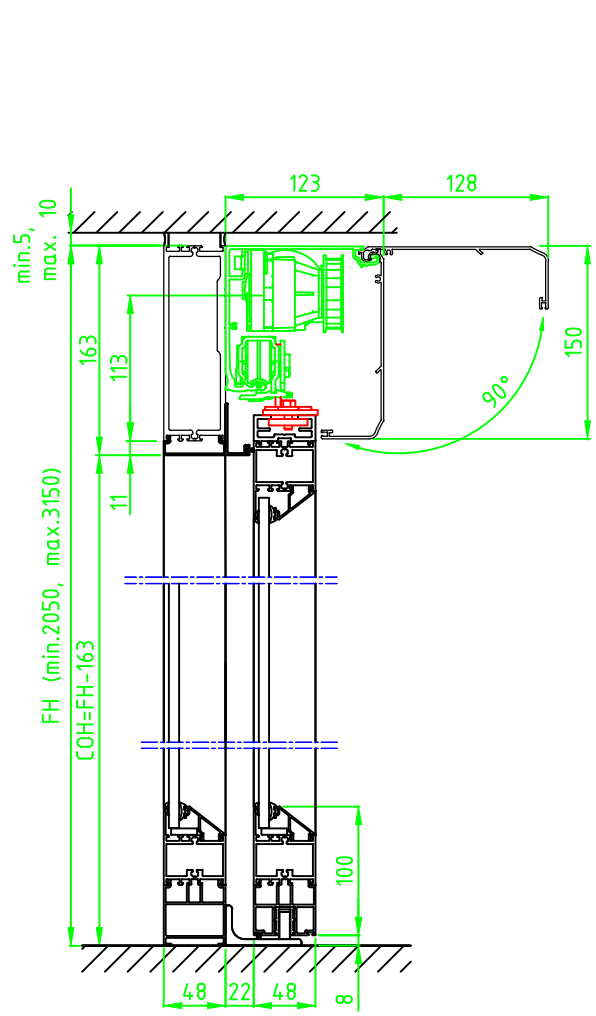
Sign: \_\_\_\_\_

Automatic door system  
Besam ADS Frame 4 Panel beam mounted  
Art. No. 1009380  
Besam SL500

**ASSA ABLOY**

3.0 1009380-EI

© All rights in and to this material are the sole property of ASSA ABLOY Entrance Systems AB. of the applicable company within ASSA ABLOY Entrance Systems AB. Rights reserved for changes without prior notice.  
Copying, scanning, alterations or modifications are expressly forbidden without the prior written consent.



STATE WHEN ORDERING

FW = ..... mm  
FH = ..... mm  
X = ..... mm  
COW = ..... mm  
COH = ..... mm  
CL = ..... mm

Surface treatment

☐ Silver anodized  
Special anodized .....  
RAL .....  
Special powder coating .....  
.....

Options see layers:

☐ Bottom rail 178  
☐ Frame Thermo  
☐ Midrail 70, MH = ..... mm  
☐ Midrail 150, MH = ..... mm  
☐ Threshold floor guide, L = FW  
☐ TightSeal (floor level difference max. ± 3 mm)

Glass option see drw. 1009026

Glass code:  
.....

Installation

☐ Floor heating  
☐ Other .....

Customer:
Door id:
Project No:

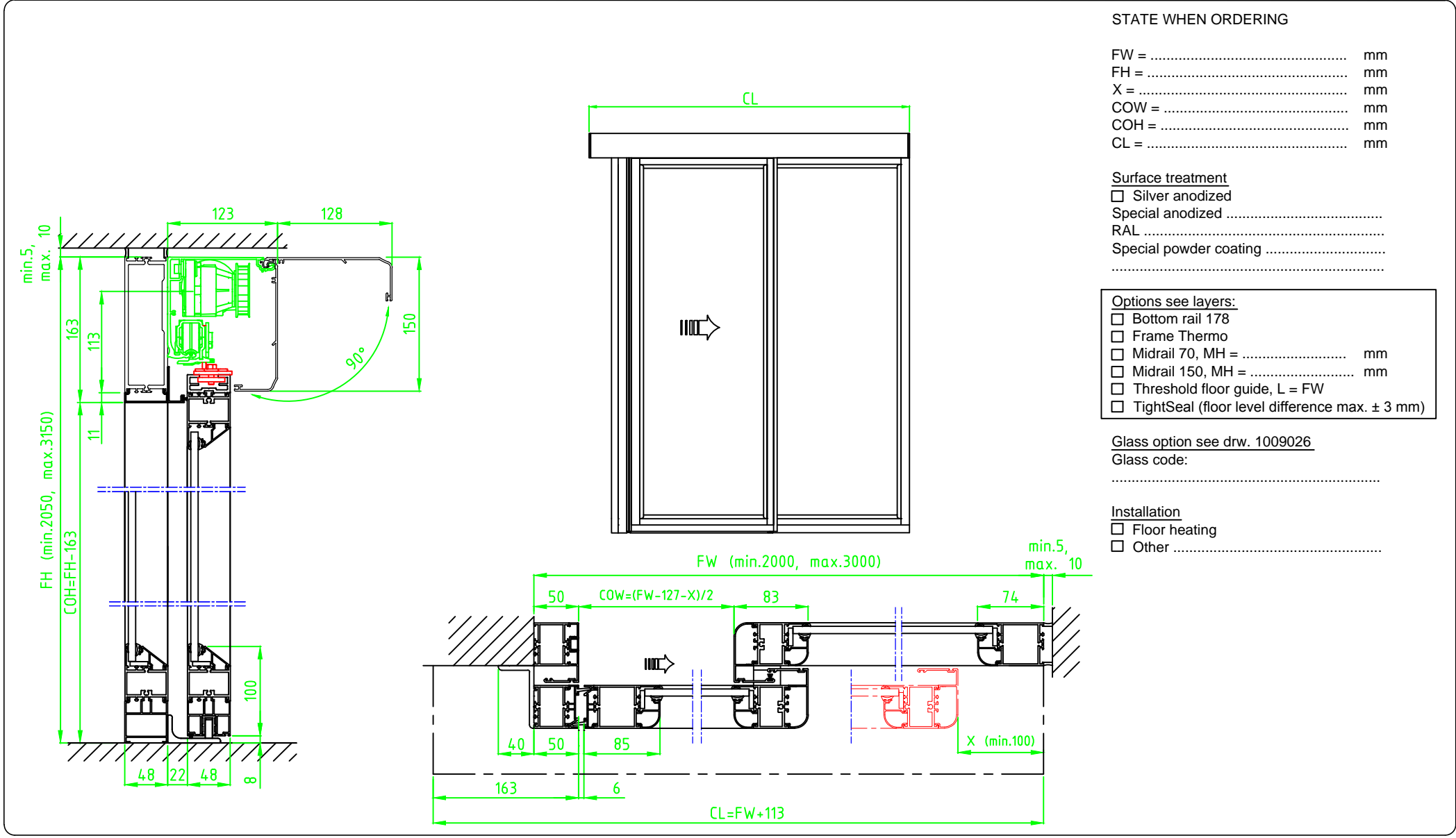
Ref:
Date:
Sign:

Automatic door system  
Besam ADS Frame 2 Panel beam mounted opening left  
Art. No. 1009380  
Besam SL500

ASSA ABLOY

3.01009380-EI





Customer:

Ref:

Door id:

Date:

Project No:

Sign:

Automatic door system  
Besam ADS Frame 2 Panel beam mounted opening right  
Art. No. 1009380  
Besam SL500

# ASSA ABLOY

3.0

1009380-EI