

# Besam Revolving Door Besam RD3L

ASSA ABLOY

ASSA ABLOY Entrance Systems

The global leader in  
door opening solutions



With large convenient compartment areas, the Besam RD3L is an ideal solution for entrances with continuous, high-volume pedestrian traffic

## Sustainable Entrances

Besam revolving doors can reduce the amount of energy needed to heat or cool a building, resulting in optimal energy savings and smaller carbon footprint. Regular maintenance, additional sensors and add-on products can further increase saving capabilities while prolonging the equipment's life.

## A high-capacity Revolving Door Entrance

The Besam RD3L range of large three-wing automatic revolving doors has been designed to achieve high pedestrian traffic flow whilst maintaining Besam's recognized high standard of safety for the user.

The door is designed so that operation is not affected or interrupted by winds or by users pushing the door wings. However, in emergency situations, the doors are released immediately to facilitate escape.

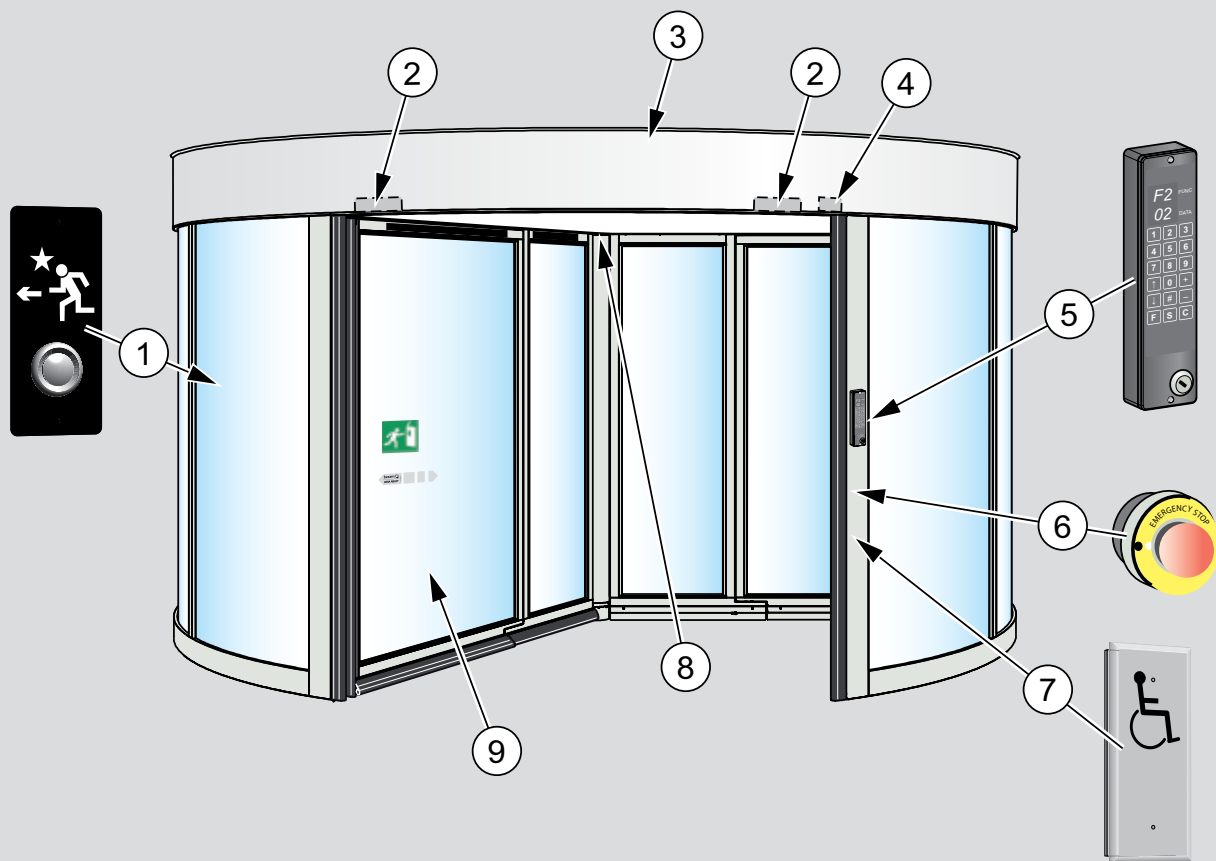
## Technical specifications

Power supply	230 V, 50Hz, mains fuse max 10 A or 100-120V, 50/60Hz, mains fuse max 16A
Power consumption	400 W /30 W resting
Lighting LED 5 W	75 W
Ambient temperature	-20 to +50°C

The Besam RD3L complies with the  
- Machinery Directive (2006/42/EC),  
- Low Voltage Directive (2006/95/EC)  
- Electromagnetic Compatibility Directive (2004/108/EC)  
- requirements according to DIN 18650, EN 16005

## CE marked

The third party approvals from established certification organizations valid for safety in use, see Declaration of conformity



### Design

- Prefabricated with aluminium extrusions.
- Curved glass: 4 + 4 mm clear laminated  
Flat glass: 3 + 3 mm clear laminated  
other types of glass available
- Ceiling of white laminated panels
- Push button inside, the door will rotate 360° (1)
- Concealed activation units (2)
- Dust protection roof (3)
- Vertical presence sensor above the right entrance post (4)
- Program Control Device (PCD) with key switch (5)
- Emergency stop button (6)
- Push-button for reduced speed rotation (7)
- Main control unit CDC (8)
- Door leaves with break-out function (9)

### Night Closing Door (NCD)

NCD provides additional security at night or after business hours. For maximum flexibility both a one-door leaf solution (left or right opening) and a two-door leaf solution is available.

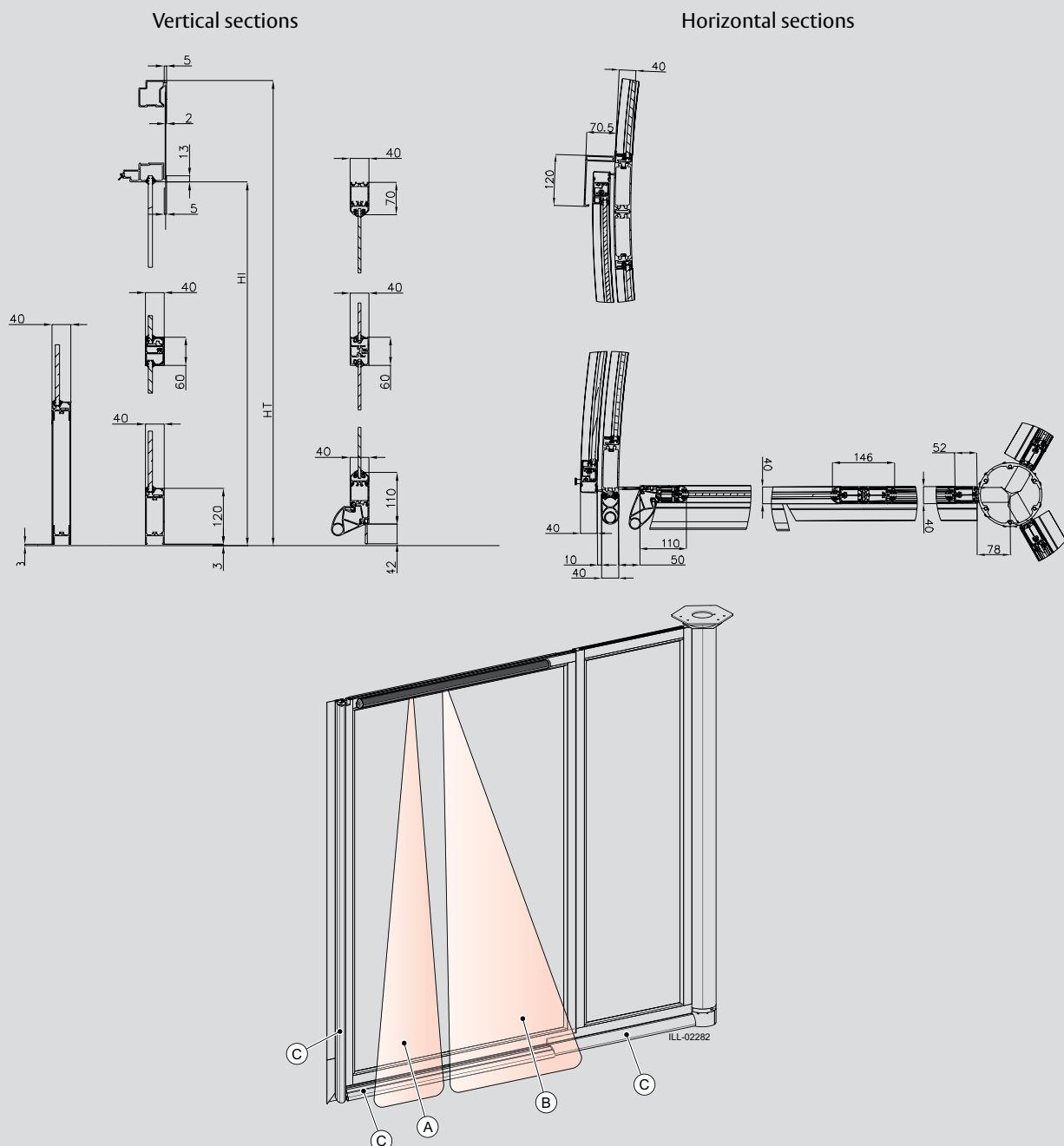
### Easy smooth access

The large-sized compartments, which are always accessible due to the 3-wing configuration, make the Besam RD3L an ideal solution for continuous high-volume pedestrian traffic, while comfortably accommodating wheeled traffic such as shopping carts, luggage trolleys and wheelchairs.

The Besam RD3L range is versatile, available in different diameters, and is delivered as standard in counter-clockwise rotation.

### Drive system

The CDC control system is a state-of-the-art and unique system designed to ensure the lowest operating/maintenance cost and highest safety. The system is equipped with automatic diagnostics that can be stored in an event log. The door system can be easily connected to Besam service by phone or modem to ensure minimum down-time. The control system, combined with the patented drive system located on the periphery, results in low stresses to the unit and therefore reduces maintenance costs.



### Fire doors

The revolving door can be linked to the fire alarm system. In the case of power failure or fire alarm, the doors will automatically stop rotating and release the door leaves. This allows the door leaves to be manually broken out, giving a clear unimpeded evacuation path.

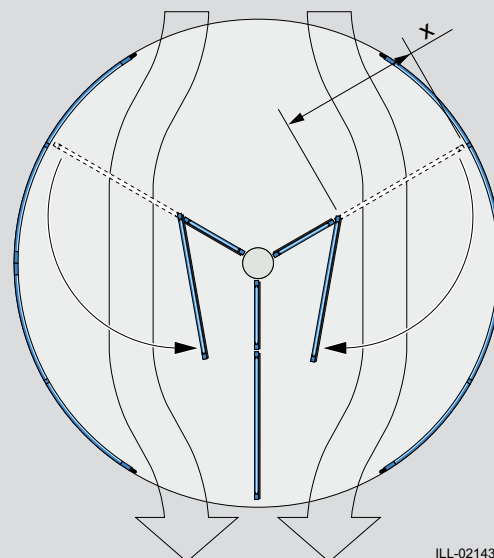
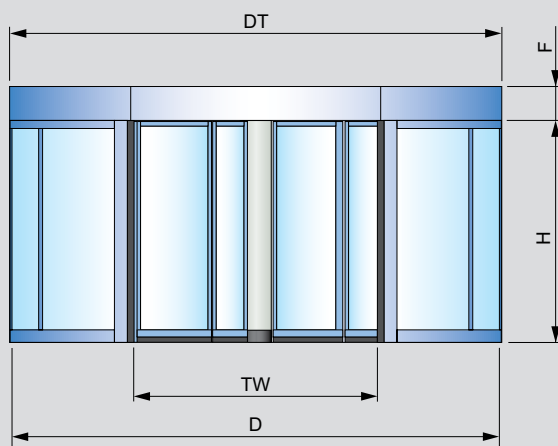
### Safety system

The system is designed for non-touch and supervised safety. The safety systems of the Besam RD3L range have been tested by authorized/accredited laboratories to meet DIN 18650 as a minimum requirement.

The Besam RD3L is designed to be placed and fixed directly onto the finished floor surface.

### Safety features:

- Non-touch safety sensors placed horizontally on the door leaves
  - Stops the door (A)
  - Slows down the door speed to 0.5 rpm (B)
- Compressible vertical/horizontal safety switches placed on the leading edges of the rotating section
  - Stops the rotation of the door (C)
- Emergency stop button
- Vertical presence sensor above the right entrance post
- Force-sensitive door leaf
- Speed control
- Active motor brake
- Active electromechanical brake
- National standards may influence the choice of safety functions.



Product name	DT (outer)	D (inner)	D NCD (outer)	TW	H standard 2200	F standard 340	X	RPM (750 mm/s)	Persons/ compartment	Persons/ hour	Trolleys/ compartment
Besam RD3L 42	4290	4200	4360	1991	2000-2600	340-1250	1142	3.4	5	3060	
Besam RD3L 48	4890	4800	4960	2292	2000-2600	340-1250	1332	3.0	7	3780	1
Besam RD3L 54	5490	5400	5560	2592	2000-2600	340-1250	1510	2.7	9	4370	2
Besam RD3L 62	6290	6200	6360	2992	2000-2600	340-1250	1777	2.3	12	4970	3

#### Rotation speed adjustment

- High speed settings according to DIN 18650
- Adjustable low speed

#### Operating mode

- Programme selector operated by access code
- Autostart:
  - Continuous rotation on low speed, automatic start-up to high speed when impulse is activated
  - Manual override, forward or reverse
  - Closed (locked)
  - Summer position
- Real time operation

#### Accessories and Options

Besam activators
Powder-coated finish (RAL colours)
Anodizing
Stainless steel cladding
Additional emergency stop
Electro-mechanical lock
Remote control
Modem
Spotlights or downlights
Midrails
Footrails
Sheet metal sandwich panel instead of glass
Water-resistant cover
Internal height non-standard (max. 2600 mm)
Fascia height non-standard (max. 1250 mm)
Insulated fascia
Direction sensing radar
Clockwise rotation
Night closing door
Special load bearing roof
Integrated air curtain

This equipment should be installed, regularly inspected, maintained and serviced by trained and authorized personnel. Preventive maintenance plans are highly recommended for a proper and safe operation. Talk to your ASSA ABLOY Entrance Systems representative to learn more about our service offering!